

Enthalpy Changes in the Binding of O₂ to Co(II) Complexes with 1,4,8,11-Tetraazacyclotetradecane

SERGIO CABANI, NORBERTO CECCANTI and GIOVANNI CONTI

Istituto di Chimica Fisica, Università di Pisa, Pisa, Italy

Received April 11, 1984

Much attention has been devoted to oxygen addition to Co(II) complexes for the interest they present as models of natural oxygen carriers [1a], for their possible applications in the oxygen storage [1b], and finally for the activation of molecular oxygen [1c]. In spite of this incidence there are relatively few thermodynamic studies on these complexes and in particular calorimetric data are lacking. Only recently calorimetric measurements have been carried out in order to determine the enthalpy changes associated to the binding of O₂ to Co(II) complexes with nitrogen ligands in aqueous solution. The considered ligands were open chain bi- [2], tetra- [3] or pentadentate- [4] polyamines. Here we report the values of the enthalpy changes, obtained calorimetrically, corresponding to the addition of molecular oxygen to complexes of Co(II) with the macrocyclic ligand 1,4,8,11-tetraazacyclotetradecane (cyclam).

In anaerobic aqueous solutions the CoL²⁺ (L = cyclam) species is formed for which a value of stability constant, $K_{CoL} = 5 \times 10^{12} \text{ mol}^{-1} \text{ dm}^{-3}$ at 35 °C and ionic strength $I = 0.2 \text{ mol dm}^{-3}$ was reported [5]. We obtained from potentiometric measurements a value of $K_{CoL} = 2 \times 10^{14} \text{ mol}^{-1} \text{ dm}^{-3}$ at 25 °C and $I = 0.1 \text{ mol dm}^{-3}$. Moreover, in our findings, at $\text{pH} > 9$ also the species CoLOH⁺ is present for which a stability constant $K_{CoLOH} = 1.2 \times 10^{17} \text{ mol}^{-2} \text{ dm}^6$ was calculated.

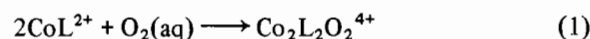
In aerobic conditions, at 25 °C and KNO_3 0.1 mol dm⁻³, according to McLendon and Mason [6] the Co₂L₂O₂⁴⁺ peroxo complex is formed ($K_{Co_2L_2O_2} = 10^8 \text{ mol}^{-2} \text{ dm}^6$). For this latter species, at 35 °C and $I = 0.2 \text{ mol dm}^{-3}$ Kodama and Kimura [5] quote $K_{Co_2L_2O_2} = 47 \text{ mol}^{-2} \text{ dm}^6$. Endicott [7] finally reports $K_{Co_2L_2O_2} = 6 \times 10^9 \text{ mol}^{-2} \text{ dm}^6$ at 25 °C and $I = 0.1 \text{ mol dm}^{-3}$. From our spectrophotometric, polarographic and pH-metric measurements a value of $K_{Co_2L_2O_2} = 2 \times 10^8 \text{ mol}^{-2} \text{ dm}^6$ was calculated for the formation of Co₂L₂O₂⁴⁺ for which $\epsilon = 9000 \text{ dm}^3 \text{ mol}^{-1} \text{ cm}^{-1}$ at $\lambda = 300 \text{ nm}$ has been found at $\text{pH} = 6$. The formation, at $\text{pH} > 11$, of the Co₂L₂O₂(OH)₂²⁺ species was also recognized from pH-metric and spectrophotometric measurements ($\epsilon = 12300 \text{ dm}^3 \text{ mol}^{-1} \text{ cm}^{-1}$ at $\lambda = 280 \text{ nm}$). For this latter bishydroxoperoxo compound

$K_{Co_2L_2O_2(OH)_2}^{CoLOH} = 10^{23} \text{ mol}^{-4} \text{ dm}^{12}$ has been calculated. Finally for the monohydroxoperoxo compound Co₂L₂O₂(OH)³⁺ the value of $K_{Co_2L_2O_2(OH)}^{CoLOH} = 3 \times 10^{16} \text{ mol}^{-3} \text{ dm}^9$ has been evaluated.

Enthalpy changes for the formation of Co₂L₂O₂⁴⁺ and Co₂L₂O₂(OH)₂²⁺ starting from CoL complex were determined by using a calorimetric apparatus and a procedure described elsewhere [2]. Four operating procedures have been selected:

i) CoL²⁺ species is formed in anaerobic atmosphere at $\text{pH} 7.5\text{--}8.1$ and C_L^0/C_o^0 ratios ranging from 1.05 to 1.2. When the equilibrium is attained hydrochloric acid is added in order to realize pH values ranging from 3 to 4 and O₂ gas is bubbled into the solution. In these conditions the Co₂L₂O₂⁴⁺ is formed but its decomposition is so fast that reliable values for the $\Delta H_{Co_2L_2O_2}^{CoL}$ quantity cannot be obtained.

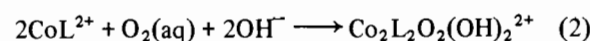
ii) The experiments are carried out as described in (i), but hydrochloric acid is not added. The pH realized after the addition of oxygen is about 5.7–6.0. In such a medium the greatly prevailing reaction is:



The enthalpy change obtained for this reaction was:

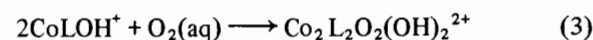
$$\Delta H_{Co_2L_2O_2}^{CoL} = -86.1 \pm 2.5 \text{ kJ mol}^{-1}$$

iii) The starting solution is still as (i) but now, together with O₂, NaOH is added in order to realize pH values from 11 to 11.3. The reaction is:



for which $\Delta H_{Co_2L_2O_2(OH)_2}^{CoLOH} = -132.1 \pm 2.2 \text{ kJ mol}^{-1}$ is calculated.

iv) The CoLOH⁺ species is allowed to form in anaerobic atmosphere at pH ranging from 10.7 to 11.7. Then O₂ gas is bubbled. The pH practically does not change in accordance with the reaction



for which the value $\Delta H_{Co_2L_2O_2(OH)_2}^{CoLOH} = -114.1 \pm 0.8 \text{ kJ mol}^{-1}$ was obtained.

Among the peroxocomplexes of Co(II) with saturated polyamines studied to date, only the Co₂(tetren)₂O₂⁴⁺ is similar to Co₂(cyclam)₂O₂⁴⁺ complex. In fact the addition of O₂ to Co-en or Co-trien systems produces also the formation of an olate bridge. The value of $\Delta H_{Co_2L_2O_2}^{CoLOH} = -178.9 \pm 1.5 \text{ kJ mol}^{-1}$ obtained for the O₂ addition to Co-tetren²⁺ ion is considerably larger than the value $-86.1 \text{ kJ mol}^{-1}$ found for the formation of Co₂-

(cyclam)₂O₂⁴⁺ ion (eqn. 1). This large difference is probably due to the possibility of one nitrogen of the pentadentate tetren occupying the axial position. In effect, by comparing reactions 3 vs. 2 and reaction 2 vs. 1 it results that also for the Co-cyclam peroxoderivative the occupation of the axial position produces a very noticeable enthalpic effect. Against a value of $\Delta H_{\text{CoLOH}}^{\text{CoL}} = -9 \text{ kJ mol}^{-1}$ for the addition of the OH⁻ ion to Co-cyclam complex, a mean value of -23 KJ mol^{-1} is calculated for the enthalpy change relative to the addition of one OH⁻ ion to one Co atom of the peroxocomplex Co₂-(cyclam)₂O₂⁴⁺.

Acknowledgement

This work was supported by Ministero della Pubblica Istruzione (Rome).

References

- 1 See e.g.: (a) G. McLendon and A. E. Martell, *Coord. Chem. Rev.*, **19**, 1 (1976);
- R. D. Jones, D. A. Summerville and F. Basolo, *Chem. Rev.*, **79**, 140 (1979);
- J. P. Collman, *Acc. Chem. Res.*, **10**, 265 (1977).
- (b) R. F. Stewart, P. A. Estep and J. J. S. Sebastian, *U.S. Bur. Mines Int. Circ.* N. 7906 (1959).
- (c) G. Henrici-Olivé and S. Olivé, *Angew. Chem. Intern. Ed.*, **13**, 29 (1974);
- R. S. Drago and B. B. Corden, *Acc. Chem. Res.*, **13**, 353 (1980);
- T. D. Smith and J. R. Pilbrow, *Coord. Chem. Rev.*, **39**, 295 (1981).
- 2 (a) H. K. Powell and G. H. Nancollas, *J. Am. Chem. Soc.*, **94**, 2664 (1972);
- (b) S. Cabani, N. Ceccanti and G. Conti, *J. Chem. Soc. Dalton Trans.*, 1247 (1983).
- 3 S. Cabani, N. Ceccanti, G. Conti and P. Gianni, *Gazz. Chim. Ital.*, **112**, 159 (1982).
- 4 (a) J. H. Timmons, A. E. Martell, W. R. Harris and I. Murase, *Inorg. Chem.*, **21**, 1525 (1982);
- (b) S. Cabani, N. Ceccanti and P. Gianni, *J. Chem. Soc. Dalton Trans.*, 307 (1984).
- 5 M. Kodama and E. Kimura, *J. Chem. Soc. Dalton Trans.*, 327 (1980).
- 6 G. McLendon and M. Mason, *Inorg. Chem.*, **17**, 362 (1978).
- 7 C. L. Wong, J. A. Switzer, K. F. Balakrishnan and J. F. Endicott, *J. Am. Chem. Soc.*, **102**, 5511 (1980).